



HVAC SYSTEM COMPONENTS

Red Dot **Compressors**

SCHOOL AND TRANSIT BUSES

Bus Compressors




SCHOOL AND TRANSIT BUSES


QP/TM 16 Series Direct & Ear Mount 163cc Displacement

Red Dot Number	ICE No.	Seltec No.	Mount	Fitting Type	Pulley Diameter	Pulley Type
75R85102Q	2521641	—	Direct	V - 3/4 x 7/8	123mm	Poly 8 V Groove
75R85112Q	2521677	—	Direct	H - 3/4 x 7/8	123mm	Poly 8 V Groove
75R85132Q	2521672	—	Direct	V - 3/4 x 7/8	135mm	2A Groove
75R8562Q	2521206	488-46234	Ear	H-Pad	123mm	Poly 8 V Groove
75R8572Q	2521687	—	Direct	H-Pad	123mm	Poly 8 V Groove
75R86132Q	2521266	488-45122	Ear	H - 3/4 x 7/8	123mm	Poly 8 V Groove
75R86202Q	2521186	488-46030	Ear	H - 3/4 x 7/8	135mm	2A Groove
75R86222Q	2521596	488-46059	Ear	H - 3/4 x 7/8	135mm	2A Groove
75R86232Q	—	—	Ear	H - 3/4 x 7/8	135mm	2 Groove
75R8702Q	2521171	488-45120	Ear	V - 3/4 x 7/8	123mm	Poly 8 V Groove
75R8712Q	2521180	488-46011	Ear	V - 3/4 x 7/8	135mm	2A Groove
75R8822Q	2521195	488-46120	Ear	V - 3/4 x 7/8	135mm	2A Groove


75R85102Q RD-5-12899-0P
 Model: QP-16HD Head: D Voltage: 12
 Mount: Direct (Tangential)
 Clutch: 4 3/4" (123mm) Poly 8 **R134a**




75R8562Q RD-5-12901-0P
 Model: QP16 Head: H-Pad Voltage: 12
 Mount: Ear
 Clutch: 4 3/4" (123m) Poly 8 **134A**




75R86202Q RD-5-11521-1P
 Model: QP-16HD Head: A Voltage: 12
 Mount: Ear
 Clutch: 5 1/4" (135mm) 2 Groove **R134a**




75R8702Q RD-5-10728-1P
 Model: QP-15HD Head: D Voltage: 12
 Mount: Ear
 Clutch: 4 3/4" (123mm) Poly 8 **R134a**




75R85112Q RD-5-12901-0P
 Model: QP-15HD Head: A Voltage: 12
 Mount: Direct (Tangential)
 Clutch: 4 3/4" (123mm) Poly 8 **R134a**



75R8572Q RD-5-12900-0P
 Model: QP16 Head: H-Pad Voltage: 12
 Mount: Direct
 Clutch: 4 3/4" (123mm) Poly 8 **134A**




75R86222Q RD-5-11523-1P
 Model: QP-16HD Head: A Voltage: 12
 Mount: Ear
 Clutch: 5 1/4" (135mm) 2 Groove **R134a**




75R8712Q RD-5-13041-0P
 Model: QP16 Head Type: D Voltage: 12
 Mount: Ear
 Clutch: 5 1/4" (135mm) 2A **134A**




75R85132Q RD-5-12900-0P
 Model: QP16HD Head: D Voltage: 12V
 Mount: Direct
 Clutch: 5 1/4" (135mm) 2 Groove **R134a**




75R86132Q RD-5-10429-1P
 Model: QP-15HD Head: A Voltage: 12
 Mount: Ear
 Clutch: 4 3/4" (123mm) Poly 8 **R134a**



75R86232Q RD-5-13041-0P
 Model: QP16HD Head: A Voltage: 12V
 Mount: Ear
 Clutch: 5 1/4" (135mm) 2 Groove **R134a**



75R8822Q RD-5-12564-0P
 Model: QP-16HD Head: D 12V
 Mount: Ear
 Clutch: 4 3/4" (123mm) Poly 8 **R134a**




SCHOOL AND TRANSIT BUSES

QP/TM 21 Series Direct Mount 215cc Displacement


Red Dot Number	ICE No.	Seltec No.	Mount	Fitting Type	Pulley Diameter	Pulley Type
75R86142Q	2521562	488-47244	Direct	H-Pad	141mm	Poly 8 V Groove
75R861522Q	2521564	488-47240	Direct	H-Pad	145mm	2A Groove
75R86322Q	2521657	103-67260	Direct	H-Pad	127mm*	Poly 8 V Groove
75R86324Q	—	—	Direct	H-Pad	145mm	2A Groove
75R89572Q	2521700	—	Direct	H-Pad	127mm*	Poly 10 V Groove

* 49mm Gauge line


75R86142Q RD-5-12530-1P
 Model: QP-21HD Head: J Voltage: 12
 Mount: Direct
 Clutch: 5 1/2" (141mm) Poly 8 **R134a**




75R86322Q RD-5-12904-0P
 Model: QP21 Head: J Voltage: 12
 Mount: Direct
 Clutch: 5 (127mm) Poly 8 **R134a**




75R89572Q
 Model QP21 Head: H-Pad Voltage: 12
 Mount: Direct
 Clutch: 4 3/4 (123mm) Poly 10 **R-134a**



75R861522Q RD-5-12902-0P
 Model: QP21 Head: J Voltage: 12
 Mount: Direct
 Clutch: 5 3/4 (145 mm) 2 Groove **R-134a**



75R86324Q RD-5-12903-0P
 Model: QP21 Head: J Voltage: 24
 Mount: Direct
 Clutch: 5 3/4 (145 mm) 2 Groove **R-134a**




SCHOOL AND TRANSIT BUSES


QP/TM 31 Series Direct Mount 313cc Displacement

Red Dot Number	ICE No.	Seltec No.	Mount	Fitting Type	Pulley Diameter	Pulley Type
75R8672Q	2521209	488-46500	Direct	1 1/16 x 7/8	152mm	2 A Groove
75R8682Q	2521213	488-46540	Direct	1 1/16 x 7/8	152mm	Poly 8 V Groove
75R8684Q	—	—	Direct	1 1/16 x 7/8	152mm	Poly 8 V Groove
75R8782Q	2521211	488-46520	Direct	1 1/16 x 7/8	152mm	2 B Groove
75R8784Q	—	—	Direct	1 1/16 x 7/8	158mm	2 Groove


75R8672Q RD-5-12529-0P
Model: QP-31HD **Head:** G **Voltage:** 12
Mount: Direct (Tangential)
Clutch: 6" (152mm) 2 Groove, 1/2" **R134a**




75R8684Q RD-5-12908-0P
Model: QP-31HD **Head:** G **Voltage:** 24
Mount: Direct (Tangential)
Clutch: 6" (152mm) Poly 8 **R134a**



75R8784Q RD-5-129070P
Model: QP31HD **Head:** G **Voltage:** 24
Mount: Direct (Tangential)
Clutch: 6 1/4 (158mm) 2 Groove **R-134a**



75R8682Q RD-5-12528-0P
Model: QP-31HD **Head:** G **Voltage:** 12
Mount: Direct (Tangential)
Clutch: 6" (152mm) Poly 8 **R134a**



75R8782Q RD-5-12906-0P
Model: QP31HD **Head:** G **Voltage:** 12
Mount: Direct (Tangential)
Clutch: 6 1/4 (158mm) 2 Groove **R-134a**

