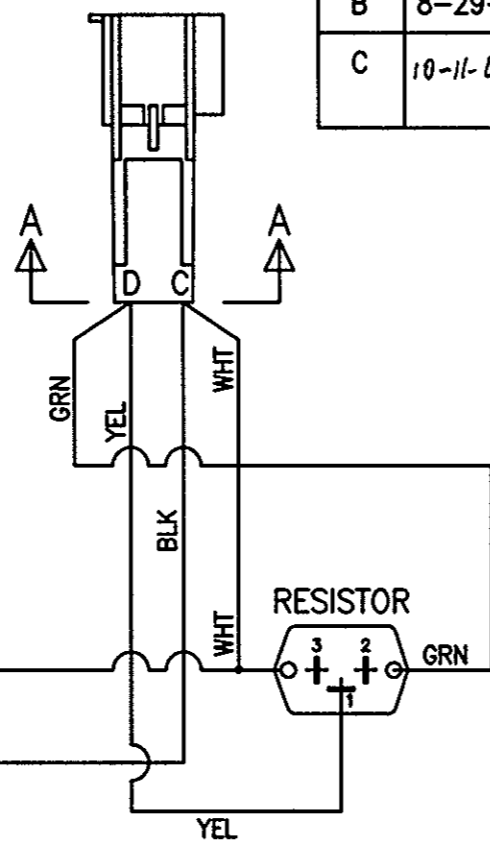
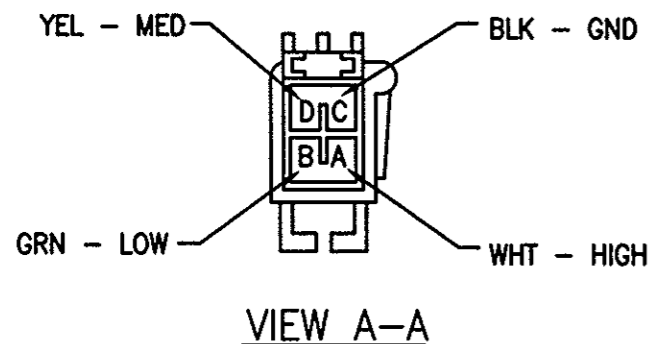


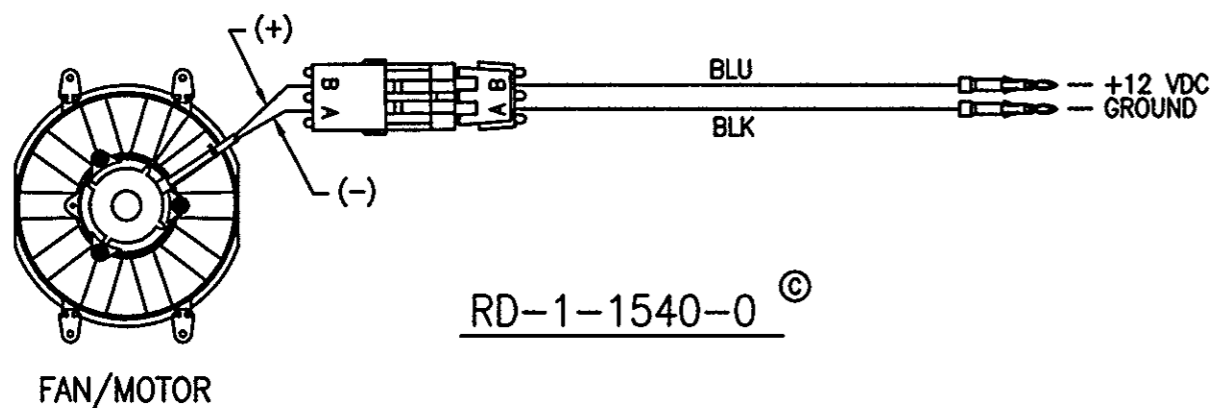
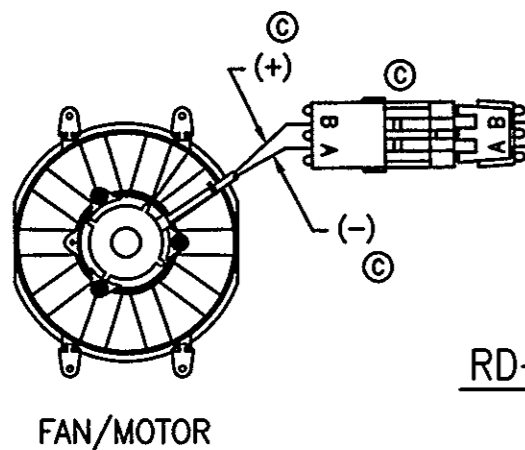
RD-1-1624

RD-1-1624

LTR	DATE	BY	CHK'D	PROVE OUT	PROD APPR	REVISION
--	9-5-96	SMB	RCM	--	RJ	INITIAL RELEASE (ER# 07042)
A	1-29-97	LAM	JLP	--	RJ	"WHT" WIRES WERE "ORG" WIRES; PICTORIALY REVISED CONNECTOR; (ER 08260)
B	8-29-00	J.N.	EJS	SN	JER	YEL-MED, BLK-GRN, GRN-LOW & WHT-HIGH WERE YEL, BLK, GRN & WHT; (ER 18371)
C	10-11-00	TCT	<i>agl</i>	<i>sn</i>	<i>RJ</i>	(+) & (-) WERE BLUE & BLK; ADDED "A" & "B" TO CONNECTORS & SECOND DIAGRAM FOR RD-1-1540-0 ASSY. (QR 52081)



RD-1-1540-1, -2, -3



RD-1-1540-0

FAN/MOTOR

ITEM	PART NO.		DESCRIPTION	MAT'L	FINISH		
DWN	S. BOHANNAN	8-28-96	WIRING DIAGRAM - HEATER ONLY R-3540				
CKD	R. MASSIE	9-5-96					
SCALE NONE							
RED DOT CORPORATION 495 Andover Park East Seattle, WA 98188			THIS PRINT IS PROPRIETARY INFORMATION LOANED SUBJECT TO RETURN UPON DEMAND AND IS NOT TO BE USED DIRECTLY OR INDIRECTLY IN ANY WAY DETRIMENTAL TO RED DOT CORPORATION.	NEXT ASSY RD-1-1540	DWG. NUMBER RD-1-1624	SIZE B	SHEET 1 OF 1